

TALKING NUMBERS

MATHEMATICS BOOK 1
ANSWER KEY

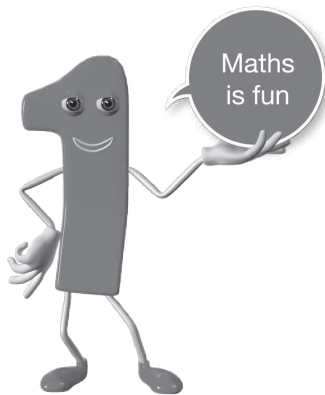


Maths
is fun

TALKING NUMBERS

MATHEMATICS BOOK 1

Answer Book



Developed by: Noshi Usman



fidem education network 2011
Copyright fidem education network
The moral rights of the author have been affirmed.

first edition 2014
Printed 2014

All rights reserved. No part of this book may be copied, translated, stored
or transmitted through any means anywhere.

This book is sold with the condition that it will neither be sold nor traded in
any means without the prior permission of the publisher.
It is also a binding that this book will not be published or sold except in the
original form in which it is published. This condition also applies upon purchasers.

ISBN 978-969-9705-45-8

Edited by: Fidem Editorial Team

Reviewed by: Sumera Ahmed

Published by
fidem education network
D-69/1, Block-9, Scheme 5, Clifton, Karachi-75600, Pakistan
Printed at
Yaqeen Art Press (Private) Limited
Plot 150, Sector 23, Korangi Industrial Area, Karachi-74900, Karachi, Pakistan.

Count and write

Page no. 8



Other answers:

2 ; two, 3 ; three, 4 ; four, 5 ; five, 6 ; six, 7 ; seven, 8 ; eight, 9 ; nine



Page no. 9



Other answers:

1 ten and 3 units = 13; thirteen

1 ten and 7 units = 17; seventeen

1 ten and 4 units = 14; fourteen

1 ten and 8 units = 18; eighteen

1 ten and 5 units = 15; fifteen

1 ten and 9 units = 19; nineteen

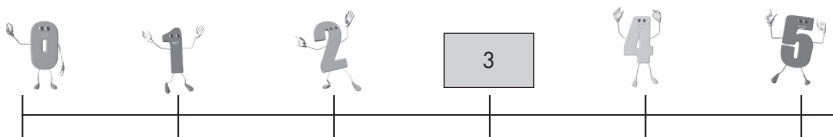
1 ten and 6 units = 16; sixteen

2 ten = 20; twenty

Counting: before, after, between and backward

Page no. 12

Look at the number line and fill in the boxes with correct numbers:



Other answers: 7; 9 11; 13; 15 17; 19

Students of class 1 are wearing shirts with numbers on them. They are standing in a line. Notice that few numbers are missing. Can you help to find the missing numbers?

Page no. 13

Look at the numbers and answer the following questions:

Other answers:

a) 5; 6

b) 8

c) 14; 15

d) 15

e) 20

If we start from 1 and count till 20, we are counting up or forward. If we start from 20 and count till 1, we are counting down or backward. The students of class 1 change their place.

Now count backwards to fill in the blanks:

Answers:

a 8; 7; 6; 5


b 11; 10

c 16; 15; 14; 13

Page no. 14

Look at the number line and fill in the boxes with the correct numbers.

Page no. 15



Other answers: 15; 13; 11

9; 7

5; 3; 1

Counting after 20

Page no. 16



and is

2 tens and 2 units = 22 twenty-two

Other answers:

2 tens and 3 units = 23; twenty-three

2 tens and 7 units = 27; twenty-seven

2 tens and 4 units = 24; twenty-four

2 tens and 8 units = 28; twenty-eight

2 tens and 5 units = 25; twenty-five

2 tens and 9 units = 29; twenty-nine

2 tens and 6 units = 26; twenty-six

3 tens = 30; thirty

What comes after 30?

Page no. 19



and is

3 tens and 2 unit = 32 thirty-two

Other answers:

3 tens and 3 units = 33; thirty-three

3 tens and 7 units = 37; thirty-seven

3 tens and 4 units = 34; thirty-four

3 tens and 8 units = 38; thirty-eight

3 tens and 5 units = 35; thirty-five


3 tens and 9 units = 39; thirty-nine

3 tens and 6 units = 36; thirty-six

4 tens = 40; forty

What comes after 40?

Page no. 20

and is

tens and unit =

Other answers:

4 tens and 3 units = 43; forty-three

4 tens and 7 units = 47; forty-seven

4 tens and 4 units = 44; forty-four

4 tens and 8 units = 48; forty-eight

4 tens and 5 units = 45; forty-five

4 tens and 9 units = 49; forty-nine

4 tens and 6 units = 46; forty-six

5 tens = 50; fifty

Number chart

Page no. 21

Answers:	3	5	6	8	12	14	21
	23	25	27	29	31	35	37
	39	41	44	48	50		

Counting 1 - 50

Page no. 22

Answers:

3 tens and 4 units; thirty-four

3 tens and 5 units; thirty-five

4 tens and 0 units; forty

5 tens and 0 units; fifty

4 tens and 5 units; forty-five

Ordinal numbers

Page no. 23

Answers: a Alligator b Camel c seventh

Now practice

Page no. 24

Answers:

a 10th b 2nd c 6th d 1st e 9th f 3rd

Practice time

Page no. 25

Q1. Write the number that comes after:

Answers:

<input type="radio"/> a 10	<input type="radio"/> b 16	<input type="radio"/> c 18	<input type="radio"/> d 21	<input type="radio"/> e 24
<input type="radio"/> f 27	<input type="radio"/> g 31	<input type="radio"/> h 33	<input type="radio"/> i 36	<input type="radio"/> j 39
<input type="radio"/> k 41	<input type="radio"/> l 44	<input type="radio"/> m 46	<input type="radio"/> n 49	

Q2. Write the number that comes before:

Answers:

a 4	b 9	c 12	d 16	e 20
f 23	g 28	h 30	i 32	j 34
k 37	l 39	m 42	n 45	o 47
p 29				

Q3. Write the number names from 0 to 50.

Answers:

0 zero	1 one	2 two	3 three
4 four	5 five	6 six	7 seven
8 eight	9 nine	10 ten	11 eleven
12 twelve	13 thirteen	14 fourteen	15 fifteen
16 sixteen	17 seventeen	18 eighteen	19 nineteen
20 twenty	21 twenty-one	22 twenty-two	23 twenty-three
24 twenty-four	25 twenty-five	26 twenty-six	27 twenty-seven
28 twenty-eight	29 twenty-nine	30 thirty	31 thirty-one
32 thirty-two	33 thirty-three	34 thirty-four	35 thirty-five
36 thirty-six	37 thirty-seven	38 thirty-eight	39 thirty-nine
40 forty	41 forty-one	42 forty-two	43 forty-three
44 forty-four	45 forty-five	46 forty-six	47 forty-seven
48 forty-eight	49 forty-nine	50 fifty	

Q4. Write all the numbers by counting backwards from 50 to 0.

Answers:

50	49	48	47	46	45	44	43	42	41	40	39	38
37	36	35	34	33	32	31	30	29	28	27	26	25
24	23	22	21	20	19	18	17	16	15	14	13	12
11	10	9	8	7	6	5	4	3	2	1	0	

Q5. Write the first 10 ordinal numbers in digits and words.

Answers:

first	second	third	fourth	fifth
sixth	seventh	eighth	ninth	tenth

Count the given objects and write the addition sentences.

Page no. 27

Answers:

b $2 + 3 = 5$

c $3 + 4 = 7$

d $1 + 4 = 5$

e $2 + 2 = 4$

f $5 + 4 = 9$

g $3 + 6 = 9$

h $6 + 4 = 10$

i $3 + 5 = 8$

j $8 + 1 = 9$

Pick the correct figure that matches the addition sentence.

Page no. 29

Answers:

a

c

a

b

c

b

a

Addition practice

Page no. 30

Q1. Write the number that comes after:

Answers:

a 4

b 4

c 9

d 7

e 8

f 6

g 6

h 9

i 5

j 9

Pick out the number bonds for the given numbers from the following addition sentences:

Page no. 31

Answers:

We can make 5 by ii iii

We can make 3 by ii iii

We can make 8 by i ii

We can make 9 by ii iii

Practice with number bonds.

Page no. 32

Answers:

a $4 ; 4$
 $4 ; 4$

b $5 ; 5$
 $5 ; 5$

c $6 ; 6$
 $6 ; 6$
6

d $7 ; 7$
 $7 ; 7$
 $7 ; 7$

e $8 ; 8$
 $8 ; 8$
 $8 ; 8$
8

Let's have fun with adding doubles:

Page no. 33

Answers:

a 2

b 4

c 6

d 8

e 10

Let's check what happens when we add zero.

Answers:

- a 1 b 2 c 3 d 4 e 5
 f 6 g 7 h 8 i 9 j 10

Page no. 33

Try doing:

Answers:

- k 15 l 19

Now we can try more like this:

Answers:

- a 1 ; 1 b 5 ; 2 c 3 ; 6 d 2 ; 3 e 6 ; 3 f 1 ; 2
 1 ; 11 2 ; 12 6 ; 16 3 ; 3 3 ; 13 2 ; 12

Page no. 34

More additions to do

Answers:

- a 13 b 10 c 12 d 14 e 16
 f 11 g 11 h 17 i 10

Page no. 35

Adding doubles

Answers:

- a 12 b 14 c 16 d 18 e 20

Do the following addition sums.

Answers:

- a 19 b 37 c 27 d 58
 e 39 f 37 g 37 h 42

Page no. 36

Answers:

- a 36 b 27 c 50 d 28 e 19
 f 27 g 47 h 39 i 27 j 28

Page no. 37

Read the story and write the matching addition sentence:

Page no. 38

Answers:

a 3 ; 4 ; 7

b 5 ; 1 ; 6

c 2 ; 7 ; 9

d 1 ; 5 ; 6

Practice time

Page no. 39

Q1. Do these addition sentences in your notebook.

Answers:

a 12

b 15

c 10

d 12

e 13

f 12

g 13

h 16

i 11

j 17

k 10

l 12

Q2. Do the following questions.

Answers:

a 37

b 29

c 39

d 36

e 47

f 39

g 43

h 30

i 40

j 39

Matching subtraction sentences

Page no. 42

Write the subtraction sentences matching to the figures.

Answers:

- | | | | |
|-------------|-------------|-------------|-------------|
| a 1 | b 4 ; 2 ; 2 | c 7 ; 1 ; 6 | d 2 ; 2 ; 0 |
| e 9 ; 7 ; 2 | f 8 ; 5 ; 3 | g 5 ; 3 ; 3 | h 6 ; 4 ; 2 |
| i 9 ; 2 ; 7 | j 4 ; 1 ; 3 | k 6 ; 2 ; 4 | l 3 ; 1 ; 2 |

Pick the correct subtraction sentence that matches the given figure.

Page no. 43

Answers:

- b c a c a a

Subtraction sentences and vertical subtraction is the same thing.

Page no. 44

Answers:

- | | | | | |
|---------|---------|---------|---------|---------|
| a 4 ; 4 | b 5 ; 5 | c 4 ; 4 | d 2 ; 2 | e 1 ; 1 |
| f 4 ; 4 | g 2 ; 2 | h 3 ; 3 | i 5 ; 5 | j 5 ; 5 |

Subtract and see!

Page no. 45

Answers:

- a 0 b 0 c 0

Try doing:

- Answers: 0 0

Now check what happens when we subtract zero:

Answers:

- | | | | | |
|------|------|------|------|------|
| a 1 | b 8 | c 2 | d 9 | e 3 |
| f 10 | g 4 | h 11 | i 5 | j 12 |
| k 6 | l 13 | m 7 | n 14 | |

We can do subtraction with bigger numbers too!

Page no. 46

Answers:

- | | | | | |
|-----|------|-----|------|------|
| a 5 | b 1 | c 4 | d 8 | e 7 |
| f 8 | g 10 | h 9 | i 12 | j 12 |

Practice for vertical subtraction

Page no. 47

Answers:

a 10

b 13

c 4

d 2

e 21

f 11

g 12

h 10

We can get a number in different ways with subtraction.

Page no. 48

Answers:

b a b a

Write down 2 subtraction sentences to get the difference "1"

Answers:

a 4 ; 3

b 9 ; 8

Now complete the following sentences.

Page no. 49

Answers:

a 4 ; 4
4 ' 5b 2 ; 2
5 ; 6c 3 ; 3
3 ; 5d 1 ; 1
5 ; 1e 2 ; 2
2 ; 0f 3 ; 3
5 ; 6

Choose the correct number that matches the story of subtraction:

Page no. 49

Answers:

a ii

b iii

c iii

d i

e ii

Practice time

Page no. 51

Q1. Copy these subtraction sentences in your notebook and write the answers.

Answers:

a 5

b 4

c 2

d 2

e 1

f 3

g 4

h 10

i 10

j 7

k 3

l 2

Q2. Copy the following vertical subtraction questions and solve.

Answers:

a 1 2

b 2

c 1 1

d 6

e 1 0

f 2

g 1 2

h 2 3

i 2 4

j 2 0

k 3 2

l 2 0

Check if it is right or left.

Page no. 54

Answers:

- a right b left c left d left e right

Check if it is right, left or in the middle.

Answers:

- a middle b left c left

Check if it is above, below or in the middle.

Page no. 55

Answers:

- a middle b dear c dear

Look at the pictures and fill in the blanks.

Answers:

- a elephant b rhino c panda ; Cheetah
 d zebra ; monkey ; tiger e dog ; Cheetah

Picture story 1

Page no. 56

Answers:

- a 7 b 5 e 2

Picture story 2

Page no. 59

Answers:

- a big b bigger c bigger

Picture story 3

Answers:

- a tall b taller c tallest

Picture story 4

Answers:

- a flamingo b snake

Objects we can hold

Page no. 62

Answers:



cube



sphere



cone



cylinder

Shapes we can touch

Page no. 63

Answers:



circle

square

star

pentagon

rectangle

triangle

Answers:

Page no. 64

Put a tick on the object that looks like a sphere.



Put a tick on the object that looks like a cone.



Put a tick on the object that looks like a cube.



Put a tick on the object that looks like a cylinder.



Now, complete the following sentences:

Page no. 66

Answers:

a 1 ; 8

b 2 ; 2

c 2 ; 7

d 0 ; 8

e 4 ; 0

f 4 ; 9

We have done counting from 0 to 50.

Page no. 67

Answers:

5 ; 1 ; 51 ; fifty one

5 ; 2 ; 52 ; fifty two

5 ; 3 ; 53 ; fifty three

5 ; 4 ; 54 ; fifty four

5 ; 5 ; 55 ; fifty five

5 ; 6 ; 56 ; fifty six

5 ; 7 ; 57 ; fifty seven

5 ; 8 ; 58 ; fifty eight

5 ; 9 ; 59 ; fifty nine

6 ; 60 ; sixty

We have done counting from 0 to 60.

Page no. 68

Answers:

6 ; 1 ; 61 ; sixty one

6 ; 2 ; 62 ; sixty two

6 ; 3 ; 63 ; sixty three

6 ; 4 ; 64 ; sixty four

6 ; 5 ; 65 ; sixty five

6 ; 6 ; 66 ; sixty six

6 ; 7 ; 67 ; sixty seven

6 ; 8 ; 68 ; sixty eight

6 ; 9 ; 69 ; sixty nine

7 ; 70 ; seventy

We have done counting from 0 to 70.

Page no. 69

Answers:

7 ; 1 ; 71 ; seventy one

7 ; 2 ; 72 ; seventy two

7 ; 3 ; 73 ; seventy three

7 ; 4 ; 74 ; seventy four

7 ; 5 ; 75 ; seventy five

7 ; 6 ; 76 ; seventy six

7 ; 7 ; 77 ; seventy seven

7 ; 8 ; 78 ; seventy eight

7 ; 9 ; 79 ; seventy nine

8 ; 80 ; eighty

We have done counting from 0 to 80.

Page no. 70

Answers:

8 ; 1 ; 81 ; eighty one

8 ; 2 ; 82 ; eighty two

8 ; 3 ; 83 ; eighty three

8 ; 4 ; 84 ; eighty four

8 ; 5 ; 85 ; eighty five

8 ; 6 ; 86 ; eighty six

8 ; 7 ; 87 ; eighty seven

8 ; 8 ; 88 ; eighty eight

8 ; 9 ; 89 ; eighty nine

9 ; 90 ; ninety

We have done counting from 0 to 90.

Page no. 71

Answers:

9 ; 1 ; 91 ; ninety one 9 ; 2 ; 92 ; ninety two 9 ; 3 ; 93 ; ninety three
 9 ; 4 ; 94 ; ninety four 9 ; 5 ; 95 ; ninety five 9 ; 6 ; 96 ; ninety six
 9 ; 7 ; 97 ; ninety seven 9 ; 8 ; 98 ; ninety eight 9 ; 9 ; 99 ; ninety nine
 10 ; 100 ; hundred

Fill in the blanks according to backward counting.

Page no. 73

Answers:

100	92	87	84	79	76	73	71	70	67	64
62	59	56	53	50	47	44	42	38	35	30
26	23	18	14	11	10	7	4	3		

Number names when counting by tens.

Page no. 75

Answers:

10 twenty ; 2 tens + 0 units
 thirty ; 30 forty ; 4 tens + 0 units
 50 ; 5 tens + 0 units sixty ; 60
 seventy ; 7 tens + 0 units 80 ; 8 tens + 0 units
 ninety ; 90 hundred ; 10 tens + 0 units

Counting backwards in tens:

Page no. 76

Answers: 90 80 60 50 40 30 20 10

Fill in the blanks and check your counting.

Page no. 77

Q1. Write the number that comes after:

Answers:

a 57 b 62 c 74 d 59 e 81 f 99

Q2. Write the number that comes before:

Answers:

a 51 b 62 c 70 d 77 e 88 f 94

Q3. Do skip counting by 10's and fill in the missing numbers:

Answers: 20 50 60 70

Q4. Do skip counting by 5's and fill in the missing numbers:

Answers: 35 45 50 55 60

Q5. Do skip counting by 3's and fill in the missing numbers:

Answers: 6 12 18 24

Q6. Do skip counting by 2's and fill in the missing numbers:

Answers: 14 18 24

Count and write the number of pictures.
Mark right (✓) or wrong (✗) in the box.

Answers: $1 < 6$ ✓ $2 < 5$ ✓ $5 < 3$ ✗ $5 > 2$ ✓ $5 > 3$ ✓

Page no. 79

Fill in the blanks by using or to make a correct sentence.

Page no. 80



Other answers:

a < b > c < d > e < f >

Look at the pictures:

Answers: 3 4 5

Now put the following numbers in the order of smallest to biggest.

Page no. 81

Answers:

a 4, 6, 9 b 10, 12, 15 c 20, 25, 30
d 40, 44, 45 e 0, 50, 80 f 25, 30, 40

Look at the pictures:

Answers: 10 8 6

Now put the following numbers in the order of biggest to smallest

Page no. 82

Answers:

a 5, 3, 1 b 13, 9, 6 c 12, 11, 10
d 45, 35, 25 e 57, 54, 51 f 100, 90, 80

Practice time

Q1. Write the number that comes after:

Answers:

a 8 b 19 c 25 d 33 e 41
f 50 g 56 h 70 i 77

Q2. Write the number that comes before:

Answers:

- a 4 b 19 c 32 d 47 e 55
 f 68 g 70 h 81 i 92

Q3. Write the numbers in ascending order:

Answers:

- a 21, 24, 29 b 15, 21, 50 c 11, 33, 53

Q4. Write the numbers in descending order:

Answers:

- a 60, 50, 40 b 99, 90, 19 c 54, 49, 45

Q5. Write down the number names from 70 to 100 in your notebook.

Answers:

51	52	53	54	55	56	57	58	59	60
fifty-one		fifty-two		fifty-three		fifty-four		fifty-five	
fifty-six		fifty-seven		fifty-eight		fifty-nine		sixty	
61	62	63	64	65	66	67	68	69	70
sixty-one		sixty-two		sixty-three		sixty-four		sixty-five	
sixty-six		sixty-seven		sixty-eight		sixty-nine		seventy	
71	72	73	74	75	76	77	78	79	80
seventy-one		seventy-two		seventy-three		seventy-four		seventy-five	
seventy-six		seventy-seven		seventy-eight		seventy-nine		eighty	
81	82	83	84	85	86	87	88	89	90
eighty-one		eighty-two		eighty-three		eighty-four		eighty-five	
eighty-six		eighty-seven		eighty-eight		eighty-nine		ninety	
91	92	93	94	95	96	97	98	99	100
ninety-one		ninety-two		ninety-three		ninety-four		ninety-five	
ninety-six		ninety-seven		ninety-eight		ninety-nine		one hundred	

Q6. Write down backward counting from 100 to 50 in your notebook.

Answers:

100	99	98	97	96	95	94	93	92	91	90	89	88
87	86	85	84	83	82	81	80	79	78	77	76	75
74	73	72	71	70	69	68	67	66	65	64	63	62
61	60	59	58	57	56	55	54	53	52	51	50	

Counting

Answers:

- a 9 ; 10
- b 36 ; 38 ; 39 ; 41
- c 58 ; 60 ; 62 ; 63
- d 76 ; 78 ; 80
- e 82 ; 84 ; 85 ; 87
- f 92 ; 93 ; 96



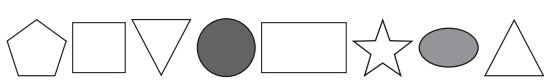
Numbers, number names, before and after







Answers:

- twelve ; 13 ; thirteen ; 14 ; fourteen
- 16 ; sixteen ; seventeen ; eighteen
- twenty-four ; 25 ; twenty-five ; 26 ; twenty-six
- twenty-eight ; 29 ; twenty-nine ; 30 ; thirty
- 34 ; thirty-four ; 35 ; thirty-five ; thirty-six
- 38 ; thirty-eight ; thirty-nine ; 40 ; forty
- 20 ; twenty ; 21 ; twenty-one ; twenty-two
- twenty-seven ; 28 ; twenty-eight ; 29 ; twenty-nine
- 37 ; thirty-seven ; 38 ; thirty-eight ; thirty-nine
- forty-one ; 42 ; forty-two ; 43 ; forty-three
- 37 ; thirty-seven ; thirty-eight ; 39 ; thirty-nine
- forty-nine ; 50 ; fifty ; 51 ; fifty-one

Numbers, number names, before and after

Answers:

- a Circle the fifth ball 
- b Cross-out the third bat. 
- c Colour the fourth and seventh shapes. 
- d Correct the mistakes in the following (if any). Mark ✓ for the correct place value and ✗ for the incorrect place value.

					
<input checked="" type="checkbox"/>	<input checked="" type="checkbox"/>	<input checked="" type="checkbox"/>	<input checked="" type="checkbox"/>	<input checked="" type="checkbox"/>	<input checked="" type="checkbox"/>
second	fifth	third	ninth	seventh	fourth
first	second		fourth	fifth	sixth

Bigger number will have more number bonds.

Page no. 87

Answers:

- | | | | |
|------------------|-----------------|-----------------|-----------------|
| b 10 ; 10 | c 15 ; 5 | d 2 ; 18 | e 4 ; 16 |
| f 11 ; 9 | g 14 ; 6 | h 12 ; 8 | i 13 ; 7 |

Addition

Page no. 88

Add the given numbers:

Answers:

- | | | | | |
|-------------|-------------|-------------|-------------|-------------|
| a 15 | b 23 | c 22 | d 20 | e 12 |
| f 16 | g 18 | h 14 | i 17 | |

Solve the given questions:

Answers:

- | | | | | |
|-------------|-------------|-------------|-------------|-------------|
| a 39 | b 59 | c 79 | d 99 | e 99 |
| f 92 | g 59 | h 79 | i 79 | j 89 |
| k 13 | l 95 | m 47 | n 89 | o 97 |

Subtraction

Page no. 89

Subtract the given numbers:

Answers:

- | | | | | |
|------------|-------------|-------------|-------------|------------|
| a 5 | b 10 | c 12 | d 10 | e 4 |
| f 4 | g 4 | h 13 | i 11 | |

Solve the given questions:

Answers:

- | | | | | |
|-------------|-------------|-------------|-------------|-------------|
| a 00 | b 30 | c 11 | d 11 | e 66 |
| f 40 | g 11 | h 42 | i 20 | j 02 |
| k 62 | l 54 | m 38 | n 7 | o 72 |

Small to smallest and big to biggest

Page no. 90

Answers:

- | | | |
|----------------|---------|----------|
| a big | bigger | biggest |
| b tall | taller | tallest |
| c small | smaller | smallest |

Write short, tall, small and big wherever applicable.

short tall big small

More counting

Answers:

sixty-five ; 66 ; sixty-six ; 67 ; sixty-seven

85 ; eighty-five ; eighty-six ; 86 ; eighty-seven

fifty-eight ; 59 ; fifty-nine ; 60 ; sixty

fifty-seven ; 58 ; fifty-eight ; 59 ; fifty-nine

62 ; sixty-two ; 63 ; sixty-three ; sixty-four

78 ; seventy-eight ; seventy-nine ; 80 ; eighty

80 ; eighty ; 81 ; eighty-one ; eighty-two

seventy-eight ; 79 ; seventy-nine ; 80 ; eighty

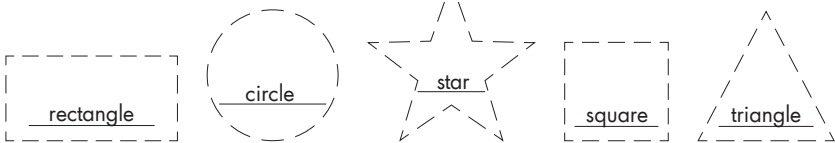
65 ; sixty-five ; 66 ; sixty-six ; sixty-seven

seventy-one ; 72 ; seventy-two ; 73 ; seventy-three

74 ; seventy-four ; seventy-five ; 76 ; seventy-six

ninety-nine ; 100 ; hundred ; 101 ; one hundred and one

Complete the shape and write the shape name in the space given.



Skip counting

Building A	18	16	14	10	8	6			
Building B	70	60	55	50	40	35	30	25	20

Greater than and less than

Fill in the blanks by putting < or >.

Answers:

- a <
- b <
- c >
- d =
- e >
- f >
- g =
- h <
- i >

Write the following numbers in ascending order:

Answers:

1, 12, 16, 19, 23, 26, 27, 32, 41, 45, 65, 80

Write the following numbers in descending order:

Answers:

91, 68, 62, 61, 56, 54, 23, 15, 14, 11, 9, 8, 2

We can count and do these additions.

Page no. 94

Answers:

2 ; 3 ; 5

2 ; 3 ; 4 ; 9

Draw lines matching with given numbers and then add:

Page no. 95

Answers:

a 11

b 10

c 11

d 14

e 15

f 21

Adding tens

Page no. 95 - 96

Complete the following sentences:

Answers:

a 20

b 30

c 40

d 50

e 60

f 70

g 80

h 90

i 100

Practice with tens addition

Page no. 96 - 97

Fill in the missing number to get a correct sentence.

Answers:

a 20

b 10

c 10

d 30

e 50

f 30

g 40

h 20

i 80

j 50

Let's practice addition by using the given models.

Page no. 98 - 99

Answers:

25 + 2

2 t ; 5 u ; 2 u ; 2 t ; 7 u ; 27

35 + 4

3 ; 5 ; 4 ; 3 ; 9 ; 39

10 + 5

1 ; 0 ; 5 ; 1 ; 5 ; 15

43 + 3

4 ; 3 ; 3 ; 4 ; 6 ; 46

26 + 1

2 ; 6 ; 1 ; 2 ; 7 ; 27

55 + 3

5 ; 5 ; 3 ; 5 ; 8 ; 58

We can do vertical additions too

Page no. 100

Answers:

- a 15 b 28 c 34 d 46 e 38 f 19
g 36 h 48 i 25 j 54 k 11 l 47

Add tens with tens. Add units with units.

Page no. 100 - 101

Answers:

- $26 + 42$ 2 ; 6 ; 4 ; 2 ; 2 ; 4 ; 6 ; 2 ; 6 ; 8 ; 68
 $52 + 23$ 5 ; 3 ; 2 ; 3 ; 5 ; 2 ; 3 ; 3 ; 7 ; 6 ; 76
 $44 + 22$ 4 ; 4 ; 2 ; 2 ; 4 ; 2 ; 4 ; 2 ; 6 ; 6 ; 66

Additions in vertical form

Page no. 101

Answers:

- a 76 b 59 c 37 d 78

Let's try it!

Page no. 103 - 104

Answers:

- a 2;7;4;8;6;15;6;1;5;7;5 d 7;3;1;7;8;19;8;1;0;9;0
b 3;8;5;4;8;12;8;1;2;9;2 e 5;8;3;8;8;16;8;1;6;9;6
c 2;9;1;5;3;14;3;1;4;4;4 f 5;9;3;6;8;15;8;1;5;9;5

Practice: two - digit additions

Page no. 105 - 106

Answers:

- a 61 b 62 c 84 d 96 e 92
f 58 g 71 h 51 i 85 j 84
k 94 l 85 m 80 n 91 o 97
p 35 q 75 r 21 s 47 t 93

Story questions

Page no. 107

Answers:

- a 42 b 82 c 94

Inside the classroom

Page no. 108

Answers: 14

Outside the classroom

Answers: 10

Subtracting tens is fun!

Page no. 109

Fill in the missing number to get a correct sentence.

Answers:

- a 90 b 80 c 70 d 60 e 50
 f 40 g 30 h 20 i 10 j 0

Subtraction practice

Do we remember doing subtractions in vertical form?

Answers:

- a 2 b 12 c 11 d 32 e 22

Let's try it.

Page no. 111

Answers:

- a $\begin{array}{r} 4; 15 \\ 2; 8 \\ 27 \leftarrow 2; 7 \end{array}$ b $\begin{array}{r} 6; 14 \\ 5; 9 \\ 15 \leftarrow 1; 5 \end{array}$ c $\begin{array}{r} 8; 12 \\ 5; 8 \\ 34 \leftarrow 3; 4 \end{array}$ d $\begin{array}{r} 8; 17 \\ 4; 9 \\ 48 \leftarrow 4; 8 \end{array}$

Practice subtraction.

Page no. 112

Answers:

- a $\begin{array}{r} \text{T U} \\ 4 \quad 1 \\ 5 \quad 15 \\ - 2 \quad 8 \\ \hline 2 \quad 7 \end{array}$ b $\begin{array}{r} \text{T U} \\ 6 \quad 1 \\ 7 \quad 14 \\ - 5 \quad 9 \\ \hline 1 \quad 5 \end{array}$ c $\begin{array}{r} \text{T U} \\ 8 \quad 1 \\ 9 \quad 12 \\ - 5 \quad 8 \\ \hline 1 \quad 4 \end{array}$ d $\begin{array}{r} \text{T U} \\ 6 \quad 1 \\ 7 \quad 16 \\ - 1 \quad 8 \\ \hline 5 \quad 8 \end{array}$
- e $\begin{array}{r} \text{T U} \\ 6 \quad 1 \\ 7 \quad 10 \\ - 1 \quad 2 \\ \hline 5 \quad 8 \end{array}$ f $\begin{array}{r} \text{T U} \\ 8 \quad 1 \\ 9 \quad 17 \\ - 4 \quad 9 \\ \hline 4 \quad 8 \end{array}$ g $\begin{array}{r} \text{T U} \\ 1 \quad 1 \\ 2 \quad 16 \\ - \quad 8 \\ \hline 1 \quad 8 \end{array}$ h $\begin{array}{r} \text{T U} \\ 1 \quad 5 \\ - \quad 7 \\ \hline 8 \end{array}$

Story questions

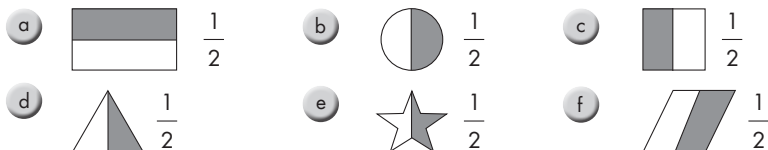
Page no. 113

Answers: a 7 b 14 c 14 d 27

Colour one half of the figures given and write down the fraction.

Page no. 116

Answers:

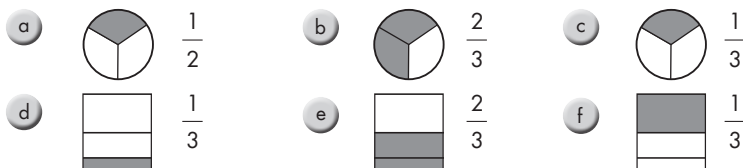


Look at the fractions.

Page no. 117

Colour one half of the figures given and write down the fraction.

Answers:



Write the fractions for the following fraction names and show a matching fraction by colouring:

Page no. 118

Answers:



Activities for fractions

Q1. Ahmad ate 2 slices of the pizza.
What fraction of the pizza did he eat?

Answer: $\frac{2}{5}$

Q2. Sara has 10 pencils. What fraction of the pencils is green?

Answer: $\frac{5}{10}$

Q3. What fraction of the paper is red?

Answer: $\frac{2}{5}$

Q4. What fraction of the flowers in the vase is pink?

Answer: $\frac{3}{5}$

Q5. What fraction of the circle is blue?

Answer: $\frac{3}{8}$

Write the fraction that matches the shaded part.

Answers:



Measuring the length of a pencil

Answer: 7 cm

Page no. 120

Outside the classroom

The Zoo-keeper wants to measure the lengths of the snakes.

Answers:

- a 6 cm b 8 cm c 10 cm d 12 cm e 14 cm

Page no. 121

Outside the classroom

He wants to pick the 'heavier' from each pair.

Answers:

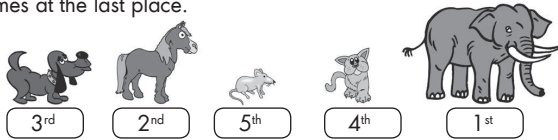


Page no. 125

Visiting some other animals at zoo.

Look at animals, arrange them in order by 'weight'. The 'heaviest' comes at the 1st place and The 'lightest' comes at the last place.

Answers:

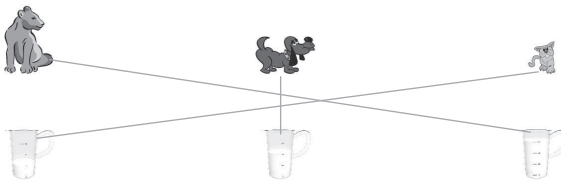


Page no. 126

Outside the classroom

Match the correct amount of milk that should be given to these animals.

Answers:

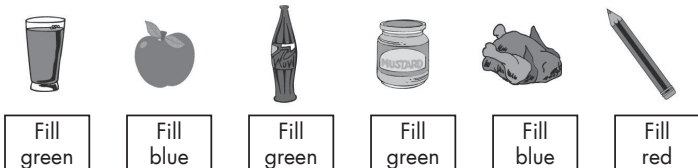


Page no. 127

Practice with length, weight and capacity

Look at the picture and colour the boxes accordingly.

Answers:



Page no. 128

Complete the clock

Few numbers on the clock are missing.
Write down the missing numbers and the time that clock tells.

Answer: 3, 6, 9, 11 numbers are missing 8 o'clock.

Look at the clocks and write the time.

Page no. 129

Answers:


- | | | | |
|--------------------|--------------------|---------------------|---------------------|
| a 8 o'clock | b 7 o'clock | c 10 o'clock | d 11 o'clock |
| e 5 o'clock | f 3 o'clock | g 2 o'clock | h 12 o'clock |

Times in a day

Page no. 130

Look at the pictures given. These pictures tell us about, what we do during a day!
Match a suitable clock with each picture.

Answers:



Days of the week

Page no. 131

Answers: Monday ; 3rd

Pick the correct answer for the following:

Answers:

- | | | | |
|--------------|-------------|------------|--------------|
| a iii | b ii | c i | d iii |
|--------------|-------------|------------|--------------|

Counting money

Page no. 132

Pictures of coins and notes are given below.

Answers: 21 ; 12 ; 55

In the market

Page no. 133

Look at the price tags and help the four friends pick a toy with the money they have.

Answers: a scooter ; a clown ; a house ; a car

In the market

Page no. 134

Look at the price tags and help the four friends pick a toy with the money they have.

Answers: a scooter ; a clown ; a house ; a car

Complete the table given below.

Answers: 2 ; 4 ; 6 ; 8 ; 10 ; 12 ; 14 ; 16 ; 18 ; 20 ; 22 ; 24

Counting in groups of 3

Answers: 3 ; 6 ; 9 ; 12 ; 15 ; 18 ; 21 ; 24 ; 27 ; 30 ; 33 ; 36

Counting in groups of 4 and 5

Answers: 4 ; 8 ; 12 ; 16 ; 20 ; 24 ; 28 ; 32 ; 36 ; 40 ; 44 ; 48
5 ; 10 ; 15 ; 20 ; 25 ; 30 ; 35 ; 40 ; 45 ; 50 ; 55 ; 60

Page no. 136

Page no. 137

Page no. 138

Grouping practice






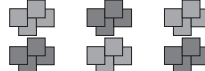
Answers:

- | | | | | | | | | | |
|---|---|---|----|---|---|---|---|---|----|
| a | 5 | b | 2 | c | 3 | d | 3 | e | 6 |
| f | 6 | g | 4 | h | 8 | i | 7 | j | 10 |
| k | 8 | l | 10 | m | 5 | n | 3 | | |

Page no. 139

Write the correct sentence for each of the following and colour the boxes.








Answers:

- | | | | | | |
|---|-------------------|---|---|-------------------|---|
| a | $2 \times 3 = 6$ |  | b | $2 \times 5 = 10$ |  |
| c | $3 \times 4 = 12$ |  | d | $5 \times 3 = 15$ |  |
| e | $4 \times 4 = 16$ |  | f | $4 \times 6 = 24$ |  |

Page no. 140

Look at this example.







Answers:

- | | | | | | |
|---|-------------------------|---|---|-------------------------|---|
| a | 12 shapes, 4 groups |  | b | 20 shapes, 5 groups |  |
| | i) 4 ii) 3 iii) 3 | | | i) 5 ii) 4 iii) 4 |  |
| c | 21 shapes, 7 groups |  | d | 25 shapes, 5 groups. |  |
| | i) 7 ii) 3 iii) 3 |  | | i) 5 ii) 5 iii) 5 |  |

Page no. 143

Write the correct sentence for each of the following and colour the boxes.

Answers:

- | | | | | | |
|---|-----------------|---|---|-----------------|---|
| a | $10 \div 5 = 2$ |  | b | $12 \div 4 = 3$ |  |
| c | $9 \div 3 = 3$ |  | d | $25 \div 5 = 5$ |  |
| e | $8 \div 2 = 4$ |  | f | $16 \div 4 = 4$ |  |

Page no. 145

Now complete the following patterns and colour the shapes.

Page no. 146

Answers:



Colour all the shapes that match the shape name.

Page no. 147

Answers:



Now fill in the blanks for the shapes given below:

Page no. 148

Answers:



Now count the number of faces and corners for the following:

Page no. 149

Answers:



Pick up the shapes and colour as:

Page no. 151

Answers:



Fill green colour



Fill blue colour



Fill red colour



Fill blue colour



Fill green colour



Fill blue colour



Fill purple colour



Fill yellow colour



Fill orange colour



Fill brown colour



Fill yellow colour



Fill red colour



Fill pink colour



Fill orange colour



Fill blue colour

Adding 3 numbers

Page no. 152

Answers:

a 16

b 15

c 18

d 23

e 16

f 13

g 21

h 16

i 18

j 9

Solve the given questions:

Page no. 153

Answers:

a 58

b 90

c 87

d 99

e 38

f 58

g 90

h 87

i 99

j 38

k 72

l 98

m 96

n 54

o 75

p 80

q 89

r 88

s 57

t 81

Solve the given questions:

Page no. 154

Answers:

a 27

b 69

c 15

d 28

e 30

f 18

g 59

h 43

i 22

j 24

k 26

l 8

m 19

n 45

o 5

Fractions

Answers:

a $\frac{3}{5}$

b $\frac{3}{10}$

c $\frac{1}{2}$

d $\frac{2}{3}$

e $\frac{3}{4}$

Draw lines of the following lengths.

Page no. 156

Answers:

5 cm _____

7 cm _____

12 cm _____

Fractions

Page no. 157

Answers:

a lighter b heavier c heavier d lighter e heavier than

Fill in the blanks.

Answers:

a Watermelon b Bananas c Peaches apples

Fill in the blanks with appropriate words.

Page no. 158

Answers:

a less b more c less d C

Fill in the blanks.

Answers:

a Jug B b jug E c not be d be

Money

Page no. 159

Answers:

a 5 coins b 2 notes c 10 d 10 e 4

Time

Draw the big hand and the small hand in the following clocks to match the 'time' given below:

Answers:

a 3 o'clock



b 4 o'clock



c 7 o'clock



d 9 o'clock



e 10 o'clock



f 12 o'clock



g 2 o'clock



h 6 o'clock



i 11 o'clock



Practice with length, weight and capacity

Write correct answers for each of the following:

Answers:

- | | | | | |
|------|------|------|------|------|
| a 8 | b 9 | c 15 | d 8 | e 24 |
| f 16 | g 14 | h 6 | i 40 | j 25 |
| a 2 | b 2 | c 2 | d 4 | e 7 |
| f 4 | g 6 | h 7 | i 8 | j 5 |

TALKING NUMBERS

Answer Keys

