



Stepping Stones of English



A comprehensive package that includes strategies
for learning English effectively



Stepping Stones of English

Pre-Primary Year 1 – Year 3


Stepping Stones of English is a course introduced under the consultation with experts of **ELT Essentials–Australia**. This outstanding series is equipped with fresh and effective latest content that focuses on basic to complex skills that is beginning with the sounds of alphabets to the use of phonics for making words, leading to the formation of sentences. A holistic approach has been followed throughout the series to enhance learning and reasoning capability.




Lessons focus on must-know readiness basics, including colours, shapes, alphabets, phonics, and more.



Activities to develop and practice basic literacy skills.



Exciting exercises for children to support their interest in early reading, writing and thinking skills.



The correct way to form each letter is shown along with pictorial representation of words to make it interesting and easy to learn.

Letter 'Uu'

Trace and write the letter 'Uu'.

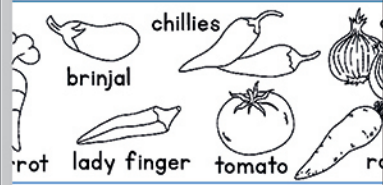
Read and colour.

umpire umbrella up

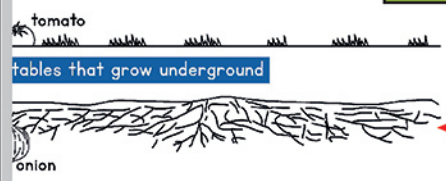
Teacher's Signature _____

Above/Underground vegetables

Draw the vegetables in the correct group.



Tables that grow above the ground



Tables that grow underground

Teacher's Signature _____

Stepping Stones of English

K-1

abcdefg

hijklmn

opqrst

uvwxyz

Consultants
James Bean
Gillian Flaherty

Plenty of opportunities for the students are given in the book to think, draw, learn, write, act and speak.

Story-telling provoke imagination and creativity that will enhance inquiry skills and indulge in work with great interest.

It's Story Time!

The Zoo

One day, I went to the z_____ with my family.

The s_____n was shining bright. As we entered in the zoo, I saw a big l_____phan_____ and a m_____onk_____y. The monkey was funny. I gave him a b_____anan_____. Then I saw a fierce l_____ion_____. He was roaring. There was a small b_____ond_____. I saw some g_____ro_____s and d_____ucks in the pond. I ate o_____lips and had an o_____range _____uice. I enjoyed a lot at the z_____oo.

It was f_____n to go to there.

Teacher's Signature _____

Sequence the pictures

Write numbers 1,2,3 and 4 to show the correct order of the pictures.

Sarah gave her cat some food.

Sarah's cat enjoyed her meal.

Sarah's cat is hungry and sad.

Sarah's cat is happy again.

Teacher's Signature _____

Sequencing activities to help students learn organising material as well as sorting things.

Stepping Stones of English **K-2**

abcdefghijklmnopqrstuvwxyz

Consultants
James Dean
Gillian Flaherty

Exercises show how to use the letters sound which will prepare the child to read and spell words easily.

Vowels

Write the vowels in the words and match the words to their pictures.

log
c_p
b_s
h_n
f_sh

Teacher's Signature _____

A systematic progression of words, concepts and ideas from one level to the next.

Each book covers all the aspects according to levels like word recognition, phonics, matching, vocabulary-building, sentence construction, reading comprehension, critical thinking skills, etc.

Transportation

Circle the vehicles that are used to travel on land.

Draw an X on the vehicles that are NOT used to travel on land.

Teacher's Signature _____

Picture comprehensions enable students to think and connect with the context, thereby enhancing critical thinking skills.

'it' words

Match the letters to make words. Write the words in given spaces.

b it _____

s it _____

f it _____

Complete the words by writing the correct letter.

_____ it _____

hi _____

_____ it _____

Teacher's Signature _____

Taking care of pets

Pets need food and water.
Some pets need special homes.
All pets need help to keep clean.
All pets need love and care.

Read the story and answer the questions.

What word in the story rhymes with 'gets'?

What word in the story is the opposite of 'dirty'?

Name two things that pets need.

Teacher's Signature _____