



ENGLISH FOR BEGINNERS




**A unique approach to develop
language and literacy skills!**

English for Beginners

Pre-Primary Year 1 – Year 3

English for Beginners is a set of three books for pre-primary level. This series will develop language skills in children and train them for the challenges that they will face in primary school. Simple yet inspiring text and captivating images will help the child for future challenges. It will be highly productive in boosting their reading, communication, creativity, critical thinking, logical reasoning, visual perception and life skills.

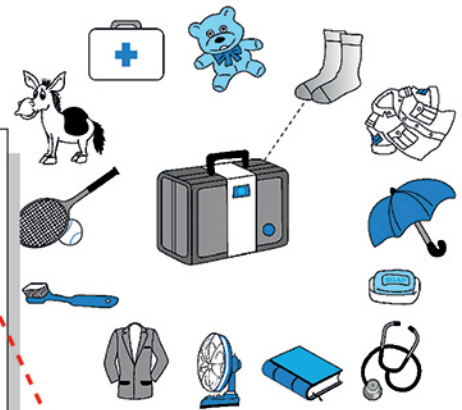


Teach them new words by analysing wonderful world around them.

Tips and Skills at the bottom of page will give insight into the activity and what abilities it is designed to develop.

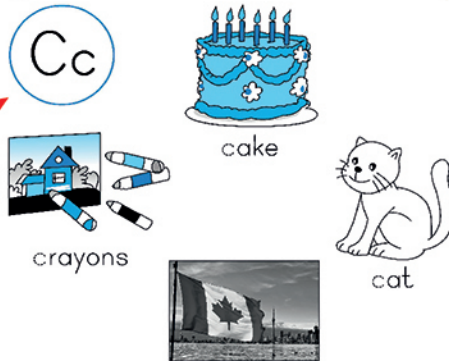
26 Going Places

What do you want to take on holiday? Draw lines.



Tip: Help your child to decide what is appropriate to take along on a holiday. Talk about the different things to take when holidaying at different places.
Skill: Analysis, Communicating, Association, Logical reasoning.

Trace the letter Cc in each word and say the word aloud.



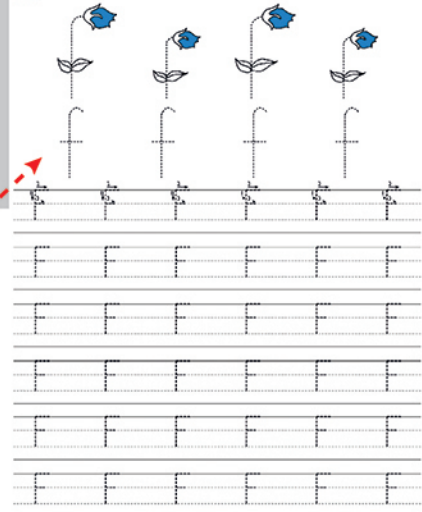
Circle each Cc.

c C r c n C a p C s h

New Words
crayon: a small stick of coloured wax used for drawing
Canada: a developed country and one of the wealthiest in the world

Tip: Help your child to recognise and write the letter Cc. Introduce the letter's sound to him/her.
Skill: Reading readiness, Fine motor skills.

Trace the dotted lines.




Tip: Help your child to practice hand-eye coordination.
Skill: Fine writing or fine motor skills.

Which vehicles drive on the road? Draw a circle around them.
Which vehicles fly in the air? Draw a rectangle around them.
Which vehicles travel on the water? Draw a triangle around them.



Illustrations to help visualize the correct strokes.



Teaches the child good manners by saying the magic words through association and interaction with each other.

Colour the pictures that remind you of Pakistan.

Tip: Discuss with your child the landmarks or towns of Pakistan and other countries. Skills: Drawing skills, Fine motor skills, Information and direction.

Put a tick ✓ in the box if the sentence describes good manners. Put a cross ✗ if it does not.

I talk with my mouth full.	I sit on the bench in the bus.
I snatch to my friend's toy.	

Tip: Read the sentences and discuss the good manners. Skills: Reading readiness, Communication, Fine motor skills.

Use these words to complete the sentences.

chairs book toys caterpillars

- There are many _____ in the play corner.
- We write in a _____.
- We sit on small _____.
- _____ like to eat leaves.

Tip: Help your child to talk about the things in school and to recognize the words. Skills: Basic writing skills.

Draw your favourite fruit on the jam jar and colour it. Trace the words and the sentence. Read them aloud.

Jj jar

jar jar

are wild animals.

Tip: Encourage the child to say the words. Skills: Fine motor skills, Phonics.

Read the sentences, then colour the pictures.

I feel delighted when I go swimming.	I feel happy when I play with my friend.
I feel excited when I jump into the pool.	I feel sad when I break my skateboard.

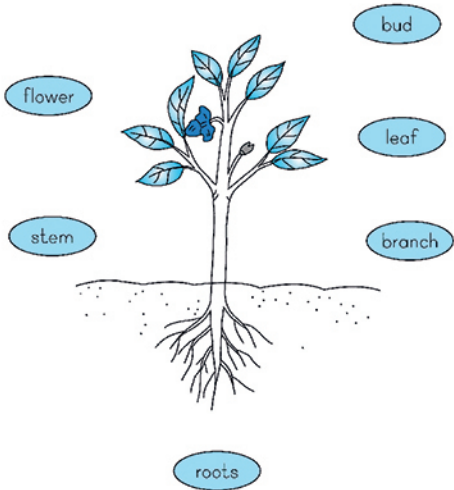
Tip: Read the sentences to your child. Ask your child how he/she feels in different situations. Teach him/her to cope with his/her feelings. Skills: Reading readiness, Communication, Fine motor skills.

Introduction to simple sentences promote reading and provide support to prepare children for comprehension activities.

Helps child to voice his/her feelings by analysing and communicating.

10 Nature (II)

Draw lines to label the parts of the plant.



Tip: Help your child to identify the different parts of a plant.
Skill: Analysis, Communicating.

Teaches them to observe and examine lovely nature around us and the nourishing resources we get from them.



Trace the sentences. Then draw lines to match correct sentences.

I can see. I can taste. I can smell. I can hear. I can feel.

Tip: Help your child to identify whether five senses to form sentences using 'I can...'.
Skill: Reading readiness, Basic grammar skills.

12 Opposites

Trace the words. Draw lines to match them with the opposites.

close heavy night fast


Tip: Help the child to identify whether five senses to identify the opposites.
Skill: Reading readiness.

Images to visually demonstrate pairs of opposite words.

Approach to develop and escalate analytical proficiencies.

4 Looking after the Earth

Tick ✓ the children who are doing the right thing. Put a ✗ cross next to the children who are doing the wrong thing.



Tip: Discuss with your child how he/she can help to save the environment.
Skill: Analysis, Reading readiness.

Unscramble the letters to make a word. Use the hint to

Hint: Humans live on this planet.

r a e r t

Hint: The opposite of 'west'.

s l e c

Hint: A person who works with machines.

g n e i e e n r

Hint: A type of bird.

g e a l e

Tip: Teach your child how to use phonics to remember how to spell these words.
Skill: Basic writing skills, Phonics, Reading readiness.